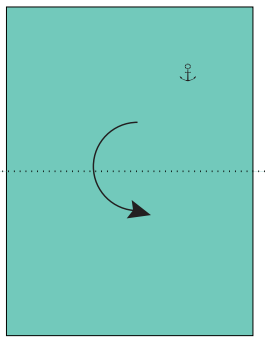
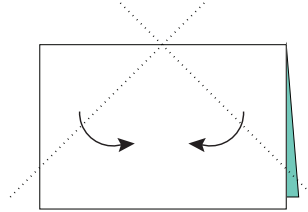


LISA NORMAN
Photography & Graphic design

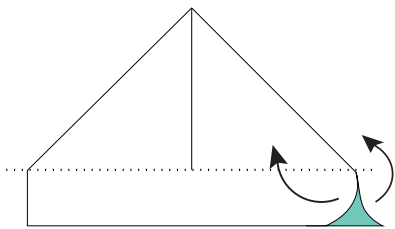


2. Fold in the middle.

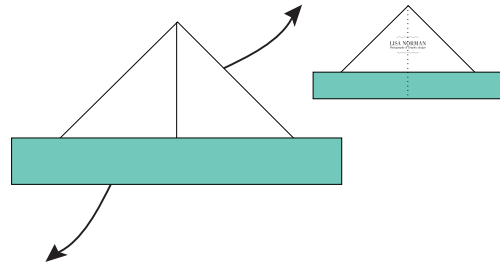
1. Take a paper (proportion of an a4 paper) or use the following pages (print recto verso).



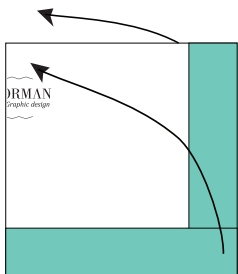
3. Fold corner in, nicely in the middle.
(logo at the backside)



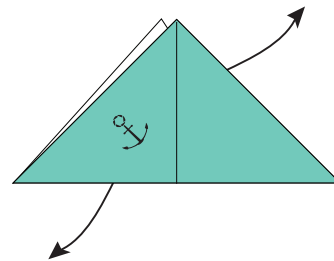
4. Fold along bottom, on both sides.



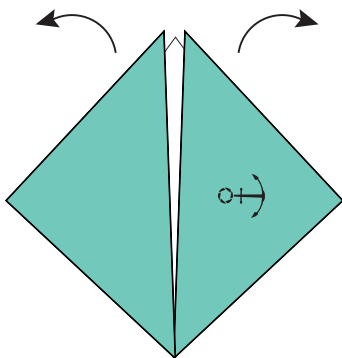
5. Lift the middle and push sides together.



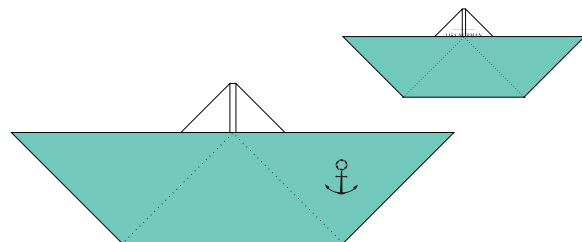
6. Fold bottom points up.



7. Lift the middle and push sides together.



8. Pull the sides apart and shape
(with some precision and patience)
into a boat.



9. You rock! A boat!

10. Let the adventure begin!
Creativity is contagious, pass it on!





LISA NORMAN
Photography & Graphic design

